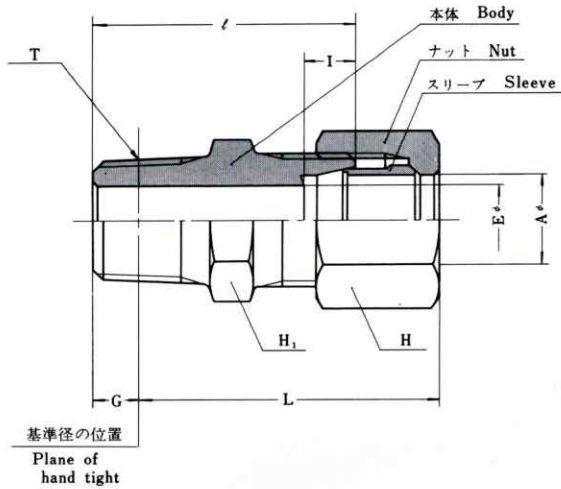
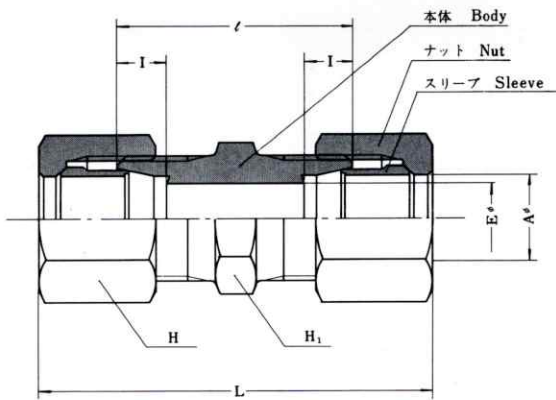


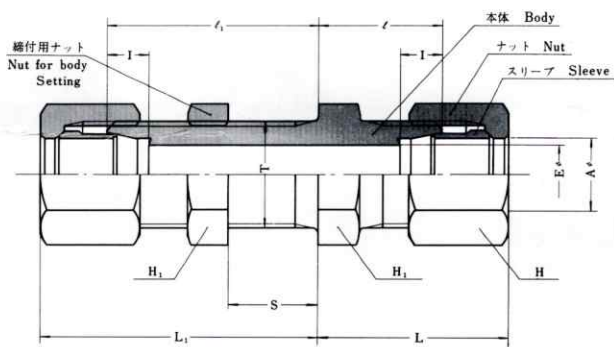
コネクタ(おす) MALE CONNECTOR



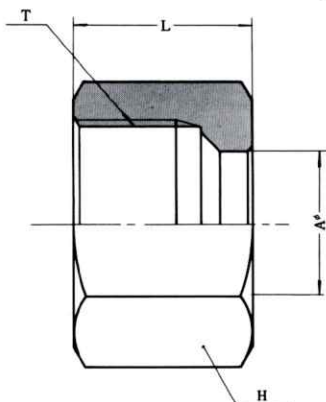
ユニオン UNION



締付ユニオン BULKHEAD UNION



ナット NUT



単位 Unit : mm

継手の呼び方 Designations	適用する 管の外径 A Tube O.D.	E Minimum Opening	基準径の 位置 G Normal en- gagement of pipe thread by hand	六角対辺 Width Across Hex. Flats		I	ℓ	(約) Approx. L	(PT) T
				H ₁	H				
* KC 4-PT 1/8-B	4	2.5	3.97	12	12	6	22	26	1/8
* KC 6-PT 1/8-B	6	4	3.97	14	14	7	28	33.5	1/8
* KC 6-PT 1/4-B	6	4	6.01	14	14	7	33	36.5	1/4
* KC 8-PT 1/8-B	8	4	3.97	17	17	7	29	36	1/8
* KC 8-PT 1/4-B	8	6	6.01	17	17	7	33	38	1/4
* KC10-PT 1/4-B	10	6	6.01	17	19	7	33	39.5	1/4
* KC10-PT 3/8-B	10	8	6.35	19	19	7	34	40	3/8
KC12-PT 1/4-B	12	6	6.01	19	21	7	33	39.5	1/4
* KC12-PT 3/8-B	12	8.5	6.35	19	21	7	34	40	3/8
* KC15-PT 3/8-B	15	8.5	6.35	23	26	7.5	37	43	3/8
* KC15-PT 1/2-B	15	12	8.16	23	26	7.5	41	45.5	1/2
KC16-PT 1/2-B	16	12	8.16	26	29	7.5	41	46.5	1/2
KC18-PT 1/2-B	18	12	8.16	29	32	8	43	47.5	1/2
KC20-PT 1/2-B	20	12	8.16	29	35	8	43	46	1/2
KC20-PT 3/4-B	20	17	9.53	29	35	8	45	48	3/4
KC22-PT 3/4-B	22	17	9.53	32	35	9	45	48	3/4
KC25-PT 3/4-B	25	17	9.53	35	41	10	46	49	3/4
KC25-PT 1-B	25	20	10.39	35	41	10	49	52	1

	A	E	H ₁	H	I	ℓ	L
KU 4-B	4	2.5	12	12	6	20	36
* KU 6-B	6	4	14	14	7	30	49
* KU 8-B	8	6	17	17	7	31	53
* KU10-B	10	8	17	19	7	31	56
* KU12-B	12	10	19	21	7	31	56
* KU15-B	15	12	23	26	7.5	36	61
* KU16-B	16	13	26	29	7.5	36	63
KU18-B	18	15	29	32	8	38	63
* KU20-B	20	17	29	35	8	38	63
* KU22-B	22	18	32	35	9	38	63
KU25-B	25	20	35	41	10	39	66

	A	E	H ₁	H	I	ℓ ₁	ℓ	L ₁	L	T	S	
											Max	Min
KSU 4-B	4	2.5	14	12	6	30	12	38	20	10	17.5	3
* KSU 6-B	6	4	17	14	7	36	18	45.5	27.5	12	20.5	4
KSU 8-B	8	6	19	17	7	37	19	48	30	14	20	4
* KSU10-B	10	8	21	19	7	37	19	49.5	31.5	16	20.5	4
KSU12-B	12	10	23	21	7	37	19	49.5	31.5	18	19	4
KSU15-B	15	12	26	26	7.5	40	22	52.5	34.5	22	19.5	4
KSU16-B	16	13	29	29	7.5	40	22	53.5	35.5	24	20.5	4
KSU18-B	18	15	32	32	8	42	24	54.5	36.5	26	19.5	4
KSU20-B	20	17	32	35	8	42	24	54.5	36.5	28	19.5	4
KSU22-B	22	18	35	35	9	42	24	54.5	36.5	30	19.5	4
KSU25-B	25	20	38	41	10	43	25	56.5	38.5	34	20	4

	A	L	H	T
KN 4-B	4	10.5	12	M10×1.25
KN 6-B	6	15	14	M12×1.5
KN 8-B	8	15	17	M14×1.5
KN10-B	10	16	19	M16×1.5
KN12-B	12	17	21	M18×1.5
KN15-B	15	19	26	M22×1.5
KN16-B	16	19	29	M24×1.5
KN18-B	18	19	32	M26×1.5
KN20-B	20	19	35	M28×1.5
KN22-B	22	19	35	M30×1.5
KN25-B	25	19.5	41	M34×1.5